

Team Member Responsible



Scorecard
April 2009

BP/VCC			HY	RR/RA	HY	RR/RA/F	RR/RA	RR/RA	RR/RA	RS	HA	BP/VCC	BP/VCC	RR/RA	RR/RA
Minimum Standards			Outcomes			Strategic Priorities									
MAP (2007-2009)	Targeting (last 3 years)	TRaC (\$200K intervention)	BCC DALYS	Effectiveness : Any Target Behavior	Annual Research Plan 2009	Documentation: 2005-2008	Documentation: 2009	FoQus for Marketing Planning/Qual. Segmentation coverage	FoQus for TRaC Improvement/Qual. Segmentation coverage	MAP: phase two coverage	MAP: phase three coverage	TRaC-M or other Monitoring Activity	Dashboard to Decision Making		

Asia / Eastern Europe / Pacific	57%	6%	4	50%	100%	58%	0%	19%	6%	38%	0%	13%	0%
East Africa	60%	40%	1	40%	100%	45%	2%	40%	0%	30%	0%	10%	0%
LAC	90%	40%	0	30%	100%	52%	0%	20%	0%	90%	0%	10%	0%
Southern Africa	100%	71%	0	57%	100%	50%	3%	29%	43%	86%	0%	14%	0%
West and Central Africa	64%	21%	0	36%	93%	37%	0%	14%	7%	43%	7%	14%	0%
Total	71%	30%	5	42%	98%	47%	1%	23%	9%	53%	2%	12%	0%

Asia / Eastern Europe / Pacific

Cambodia	X		X		X	67%	0%			X		X	
China	X	X		X	X	100%	0%			X			
India	X		X	X	X	50%	0%	X	X				
Kazakhstan					X	n/a	0%						
Kyrgyzstan					X	n/a	0%						
Laos	X		X	X	X	75%	0%			X			
Myanmar	X			X	X	38%	0%	X					
Nepal	X			X	X	75%	0%			X			
Pakistan					X	100%	0%						
Papua New Guinea	X				X	0%	0%			X			
Romania				X	X	57%	0%						
Russia			X	X	X	25%	0%						
Tajikistan					X	n/a	0%						
Thailand	X				X	100%	0%			X			
Uzbekistan					X	38%	0%					X	
Vietnam				X	X	80%	0%	X					

East Africa

Angola	X	X		X	X	13%	0%			X		X	
Ethiopia					X	50%	0%						
Kenya		X		X	X	40%	0%	X					
Malawi	X				X	75%	0%						
Mozambique	X	X		X	X	60%	0%						
Namibia	X				X	100%	0%						
Sudan					X	0%	0%						
Somaliland					X	100%	25%						
Tanzania	X	X			X	100%	0%	X		X			
Uganda	X			X	X	36%	0%	X		X			

Team Member Responsible



Scorecard
March 2009

BP/CI			HY	RR/RA	HY	RR/R.	RR/RA	RR/RA	RR/RA	RS	HA	BP/CI	BP/CI	RR/RA	RR/RA
Minimum Standards			Outcomes		Strategic Priorities										
MAP (last 2 years)	Targeting (last 3 years)	TRaC (\$200K intervention)	BCC DALYs	Effectiveness : Any Target Behavior	Annual Research Plan (2009)	Documentation: 2005-2008	Documentation: 2009	FoQus on CD/Segmentation coverage	FoQus on Scales/Segmentation coverage	MAP: phase two coverage	MAP: phase three coverage	TRaC-M or other Monitoring Activity	Dashboard to Decision Making		

Latin America & Caribbean




Belize	X				X	0%	0%			X			
Caribbean					X	20%	0%	X				X	
Dominican Republic	X				X	0%	0%			X			
Costa Rica	X				X	n/a	0%			X			
El Salvador	X	X		X	X	75%	0%			X			
Guatemala	X				X	100%	0%	X		X			
Honduras	X	X		X	X	100%	0%			X			
Mexico	X				X	50%	0%			X			
Nicaragua	X	X		X	X	60%	0%			X			
Panama	X				X	100%	0%			X			

Southern Africa

Botswana	X				X	67%	0%			X		X	
Lesotho	X	X		X	X	50%	0%			X			
Madagascar	X	X		X	X	75%	0%	X		X			
Swaziland	X				X	100%	0%		X	X			
South Africa	X	X			X	100%	25%	X		X			
Zambia	X	X		X	X	10%	0%		X				
Zimbabwe	X	X		X	X	100%	0%		X	X			

West and Central Africa

Burkina Faso	X			X	X	100%	0%		X				
Benin	X	X		X	X	58%	0%	X					
Burundi	X			X	X	33%	0%	X		X	X		
Cameroon	X				X	0%	0%						
Central African Republic					X	n/a	0%						
Congo - Kinshasa (DRC)					X	20%	0%						
Côte d'Ivoire					X	100%	0%			X			
Guinea	X				X	70%	0%			X		X	
Haiti	X				X	50%	0%			X			
Liberia						0%	n/a						
Mali				X	X	33%	0%					X	
Nigeria	X	X			X	0%	0%			X			
Rwanda	X				X	67%	0%			X			
Togo	X	X			X	63%	0%			X			

	study cannot be conducted in this country
	study complete but will not be counted until files received
	All documentation for Central Asia listed here

INDICATOR DEFINITIONS

MAP (last 2 years)	Minimum Standard: "All platforms delivering products will conduct a MAP survey at least every two years." Definition: Proportion of countries that have conducted a MAP study since the beginning of 2007.
Targeting DALYs (last 3 years)	Minimum Standard: All interventions spending \$200,000 or more per year for which "targeting" information is useful for the DALY calculator must supply that information at least every three years. Definition: Proportion of PSI countries that sell distribute condoms that have submitted collected targeting data and confirmed by the Metrics team in DC. Requires: 1. TRaC data with targeting questions included; 2. a TRaC among general population (including youth aged 15-24) is required and TRaCs among high risk population are encouraged; 3. a TRaC among high risk population only is acceptable if detailed MIS sales data is submitted and approved by the Metrics team in DC 4. estimate of the proportion of the general population (or reproductive men and women) who are the high risk population if TRaC data among high risk population is submitted 5. Source of data for proportion estimate
TRaC (\$200K intervention)	Minimum Standard: All interventions spending \$200,000 or more per year will conduct baseline and endline TRaC surveys and publish the results on the PSI website in the form of a Social Marketing Research Series report and in the Performance Review.

BCC DALYs	Minimum Standard: All interventions aiming at preventing HIV transmission (heterosexual, homosexual, or injection drug use) must supply two rounds of data with suggested questions in at least one round at least every three years. Definition: Number of PSI countries which conduct behavior communication campaign to prevent HIV transmission through heterosexual, homosexual or injection drug use that have provided evidence of desired change in behaviors of interest (i.e., being abstinent, number of sexual partner, number of sexual contacts, condom use, needle/syringe sharing, initiation of injection, etc.) as a result of PSI intervention based on pre- and post-intervention TRaC data. Requires: 1. two rounds of TRaC data; 2. suggested DALYs questions collected in at least one round; 3. a brief description of the intervention, including purpose of the intervention, target population, behavior of interest, intervention approach and activities, and time period of intervention; 4. suggestion on which questions to use for creating exposure variable; 5. evaluation and impact table; 6. estimate of target population.
Effectiveness: Any Target Behavior	Proportion of countries with evidence of PSI impact with regard to any target behavior in a PSI health area, based on monitoring, evaluation, and impact tables.

Annual research plan	Proportion of countries that have an annual research plan for the current year uploaded to the PSI website.
Documentation: 2005-2008	Proportion of TRaC and TRaC-M studies from 2005 to 2008 with an SMRS report on the website and complete documentation in the PSI/Washington Research MIS.
Documentation: 2009	Proportion of TRaC, MAP, and FoQus studies with required documentation. TRaC: study design w/budget, questionnaire, data, syntax, SMRS report w/impact table. MAP: study design w/budget, data, audit, SMRS report. FoQus for Marketing Planning (CD): study design w/ budget, reduced data, visual output, dashboards, category map. FoQus for Qualitative Segmentation: study design w/budget, reduced data, visual output, dashboards, category map, qualitative segmentation diagram(s). FoQus for TRaC Improvement (Scales): study design including the interview guide and budget; coding dictionary; coded qualitative data; compiled data and syntax with summary statements; final scale items with definitions.
FoQus for Marketing Planning/Qualitative /Segmentation coverage	Proportion of PSI countries which have ever completed a FoQus Concept Development or FoQus on Segmentation study.
FoQus for TRaC Improvement/Qualitative Segmentation coverage	Proportion of PSI countries which have ever completed a FoQus on Scales or FoQus on Segmentation study.
MAP: phase two coverage	Proportion of PSI countries which have conducted a Phase Two MAP study.
MAP: phase three coverage	Proportion of PSI countries which have conducted a Phase Three MAP study.
TRaC-M or other Monitoring Activity	Proportion of PSI countries which have conducted a TRaC-M study or any other monitoring between rounds of TRaC.
Dashboard to Decision Making	Proportion of TRaC studies within a country for which a Dashboard to Decision Making session has been completed and required documentation has been submitted.